

# May 2021 Financial Update

June 2020 - May 2021, Full Fiscal year ending May 31, 2021, unaudited

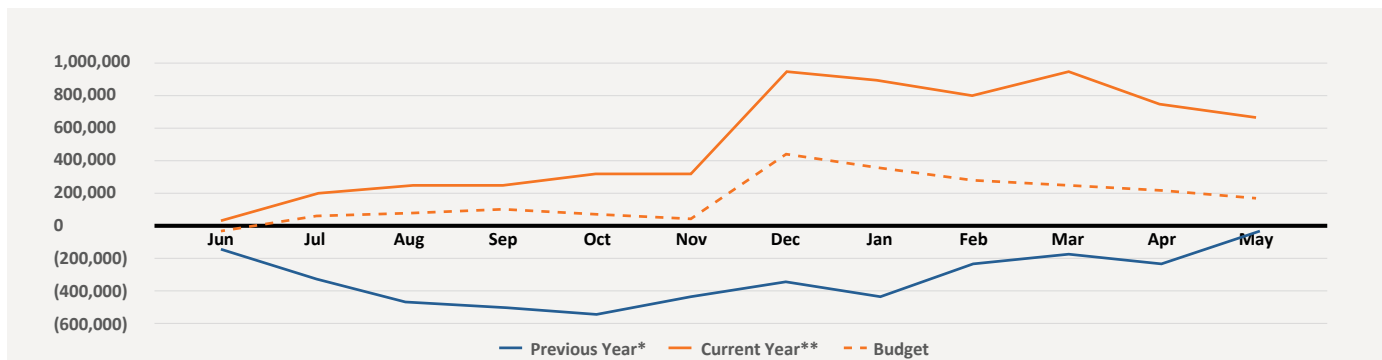


We are grateful to God and to our donors for a strong fiscal year. Our Board of Directors has authorized us to use \$400k from our surplus towards important IT projects and global ministry support in our new fiscal year.

## Net Results (\$USD)

Year Ended	May 31, 2021	May 31, 2020
Revenue:	\$ 10,655,996	\$ 9,785,509
Expenses:	\$ 9,986,624	\$ 9,846,776
Net:	\$ 669,372	\$ (61,267)
Discontinued Operations*		\$ (403,434)
Net (After Discontinued Operations)		\$ (464,701)

In addition to the Net operating surplus shown here, a fiscal year surplus of \$391k designated for mission projects and global worker ministry is reflected separately on our balance sheet (last fiscal year's surplus: \$383k)



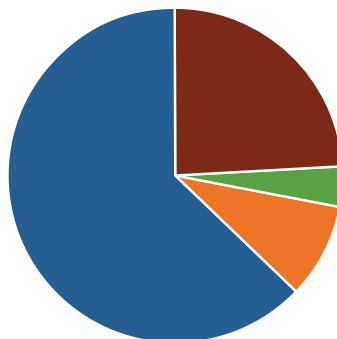
\* Discontinued Operations not included in previous year results on this graph to improve comparability as these revenues and expenses did not occur in the current year.

\*\* As part of our year-end entries we discovered an error related to our Canada Emergency Wage Subsidy funding, the correction has been applied to the previous periods they related to in this graph to improve comparability year over year.

## How Your Gifts Were Put to Work (June 2020 - May 2021)

### Cross-Cultural Mission Activities | 63%

- Central & South America | 6%
- East Asia | 6%
- Europe & Central Asia | 14%
- Middle East & North Africa | 3%
- North America | 3%  
(Indigenous & Immigrants)
- South Asia | 6%
- Southeast Asia | 15%
- Sub-Saharan Africa | 5%
- Worldwide Initiatives | 5%



### 24% | Church Mission Engagement

- 17% | Church Partnership Support
- 7% | Mission & Discipleship Training  
(includes Short-Term Mission programs)

### 4% | Missionary Care

Equipping & Team Health

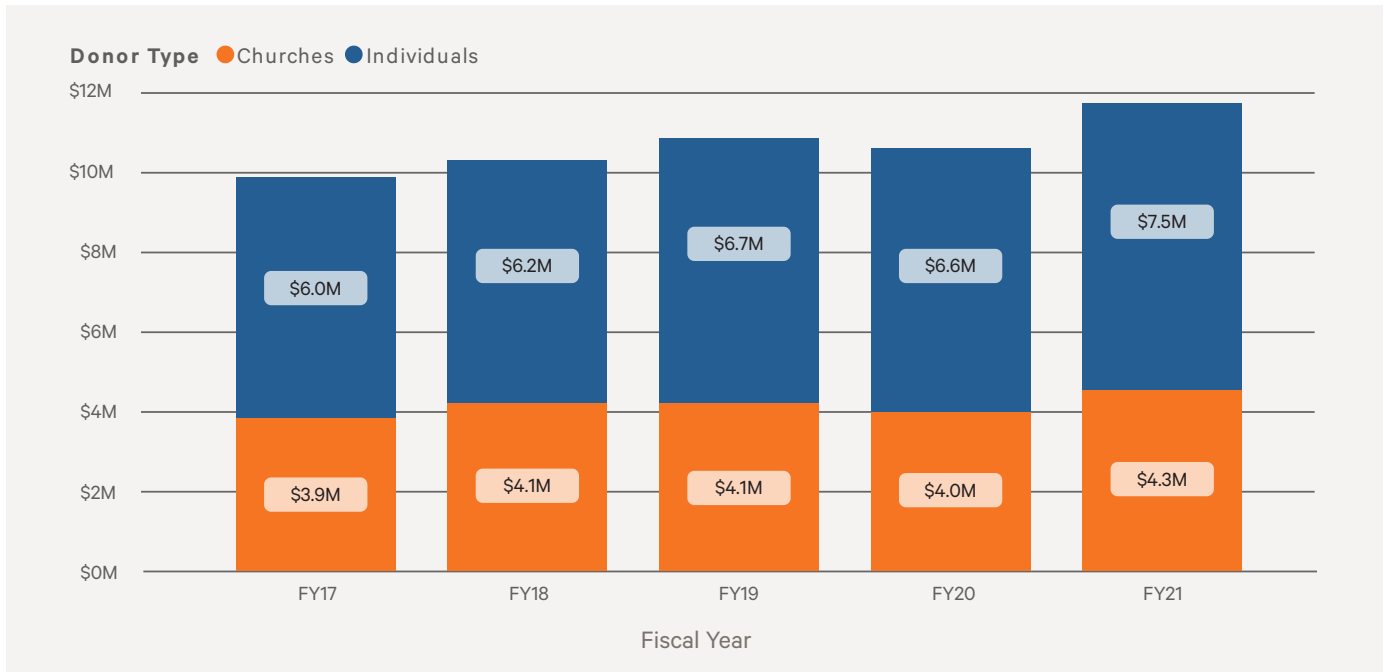
### 9% | Administration

Finance, IT, Legal & Governance

For more info, contact our Director of Finance, Jeff Friesen at [JeffF@multiply.net](mailto:JeffF@multiply.net)

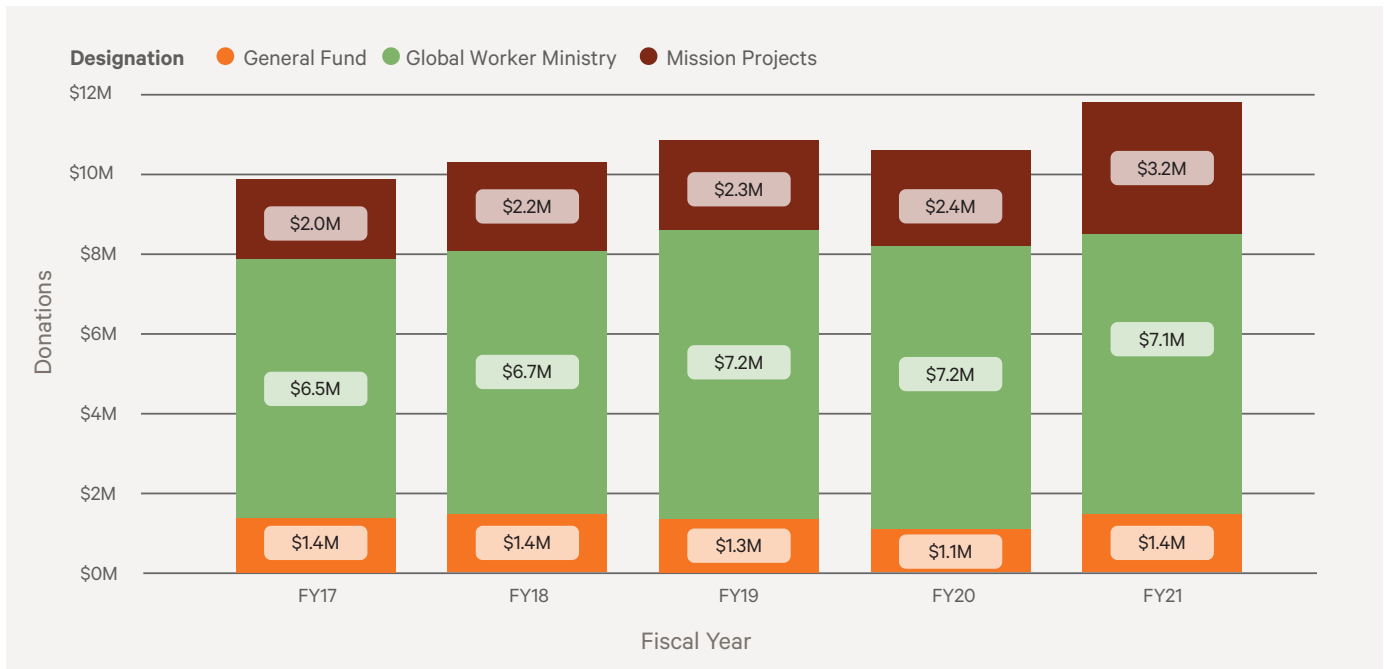
## Donations by Churches/Individuals (\$USD + \$CDN mixed)

June 2020 - May 2021, Full Fiscal year ending May 31, 2021, unaudited



## Donations by Ministry Designation (\$USD + \$CDN mixed)

June 2020 - May 2021, Full Fiscal year ending May 31, 2021, unaudited



- > Graphs compare annual donor engagement by only showing Missionary, Project and Undesignated donations
- > Excludes estate giving and funding for short-term/church teams as well as discontinued North American church planting
- > Currency not converted to USD so that original gift amounts can be compared year-over-year to show trends in donor engagement