

# August 2021 Financial Update

June - August 2021 1st Quarter, unaudited

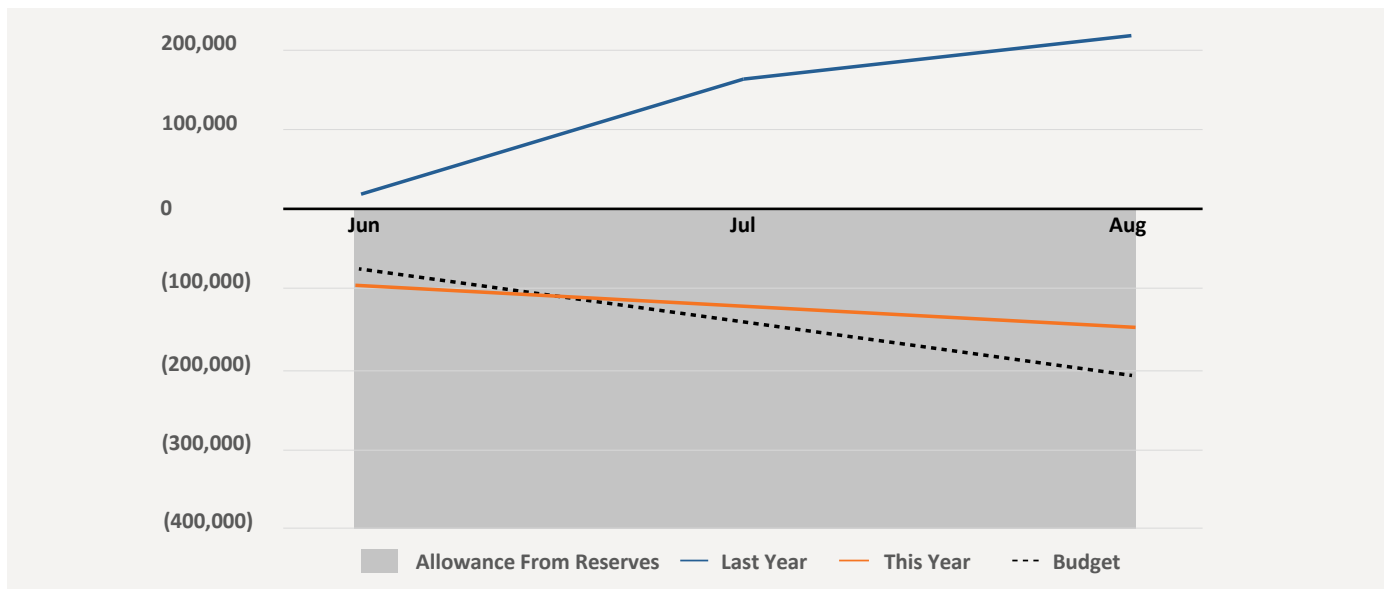
- We are anticipating a deficit year as our board of directors have authorized us to use up to \$400k of our accumulated reserves to further support our global ministry and improve our IT infrastructure.
- After the first quarter, we are tracking close to our budget. Last year's results were higher than normal due to a couple of larger estate gifts and the Canada Emergency Wage Subsidy.

## Net Results (\$USD)

Q1 Ended	Aug 31, 2021	Aug 31, 2020*
Revenue:	\$ 2,109,154	\$ 2,261,966
Expenses:	\$ 2,256,060	\$ 2,025,152
Net:	\$ (146,906)	\$ 236,814

In addition to the net operating shortfall shown here, our global workers and ministry projects have deployed \$214k of their restricted reserves which are held separately on our balance sheet.

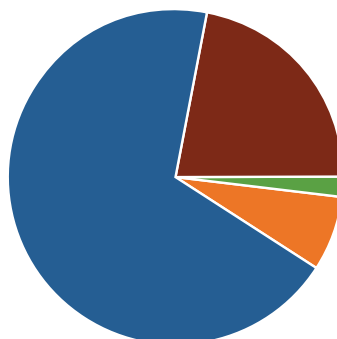
\*As part of our year-end processing for our previous fiscal year, we discovered an error related to our Canada Emergency Wage Subsidy funding. The correction has been applied to the previous periods they related to in the Net Results and in this graph to improve comparability year over year.



## How Your Gifts Were Put to Work (June - August 2021)

### Cross-Cultural Mission Activities | 69%

- Central & South America | 8%
- East Asia | 6%
- Europe & Central Asia | 15%
- Middle East & North Africa | 4%
- North America | 3%  
(Indigenous & Immigrants)
- South Asia | 6%
- Southeast Asia | 17%
- Sub-Saharan Africa | 4%
- Worldwide Initiatives | 6%



### 22% | Church Mission Engagement

- 17% | Church Partnership Support
- 5% | Mission & Discipleship Training  
(includes Short-Term Mission programs)

### 2% | Missionary Care

Equipping & Team Health

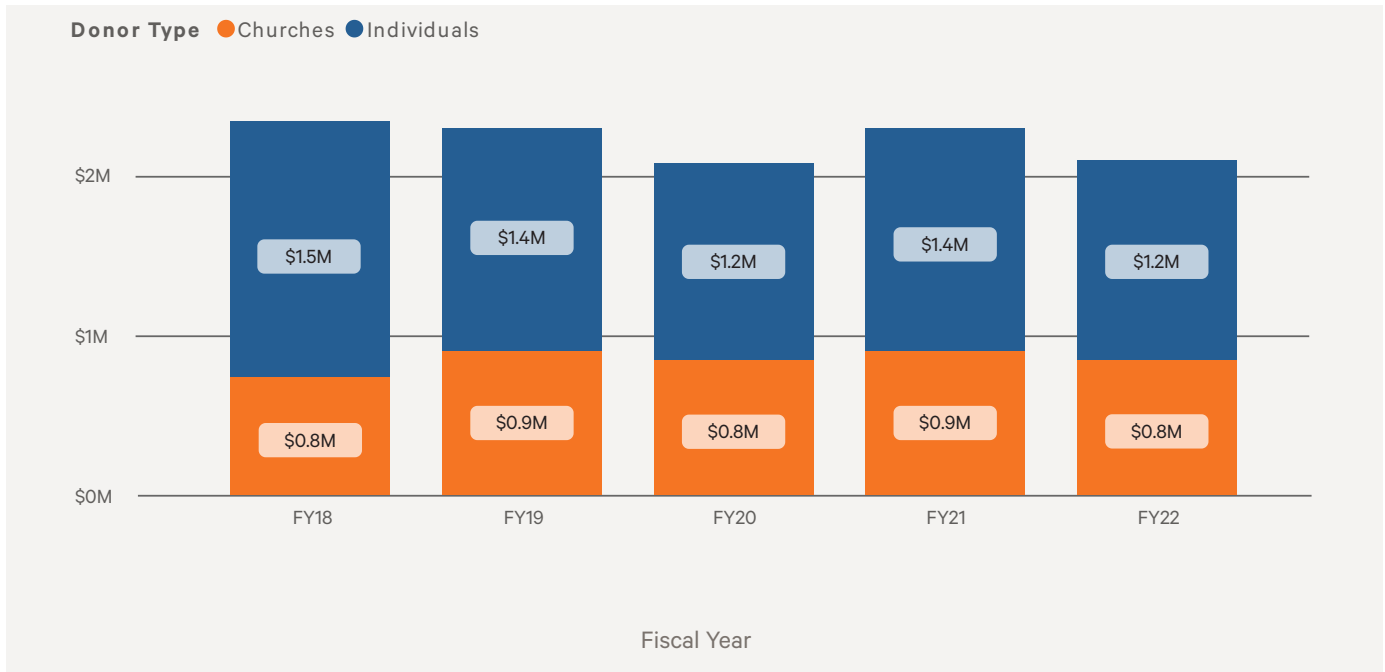
### 7% | Administration

Finance, IT, Legal & Governance

For more info, contact our Director of Finance, Jeff Friesen at [JeffF@multiply.net](mailto:JeffF@multiply.net)

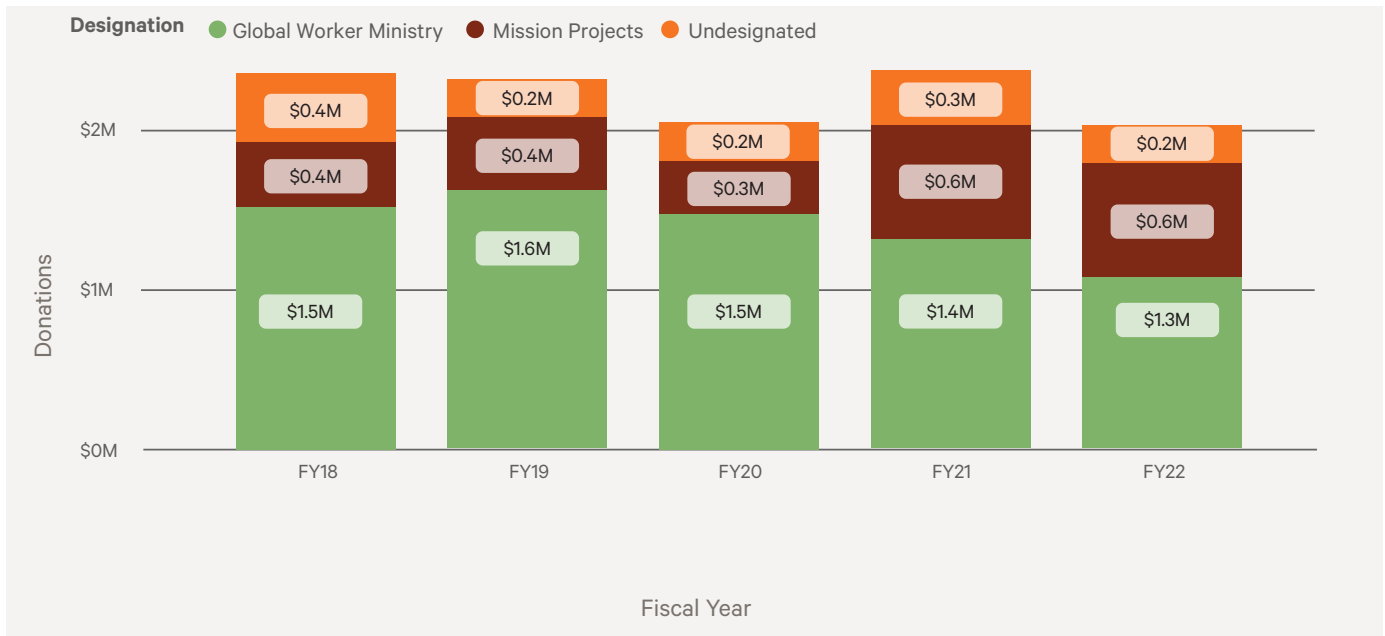
## Donations by Churches/Individuals (\$USD + \$CDN mixed)

June - August 2021, 1st Quarter, unaudited



## Donations by Ministry Designation (\$USD + \$CDN mixed)

June - August 2021, 1st Quarter, unaudited



- > Graphs compare annual donor engagement by only showing Missionary, Project and Undesignated donations
- > Excludes estate giving and funding for short-term/church teams as well as discontinued North American church planting
- > Currency not converted to USD so that original gift amounts can be compared year-over-year to show trends in donor engagement