

May 2022 Financial Update

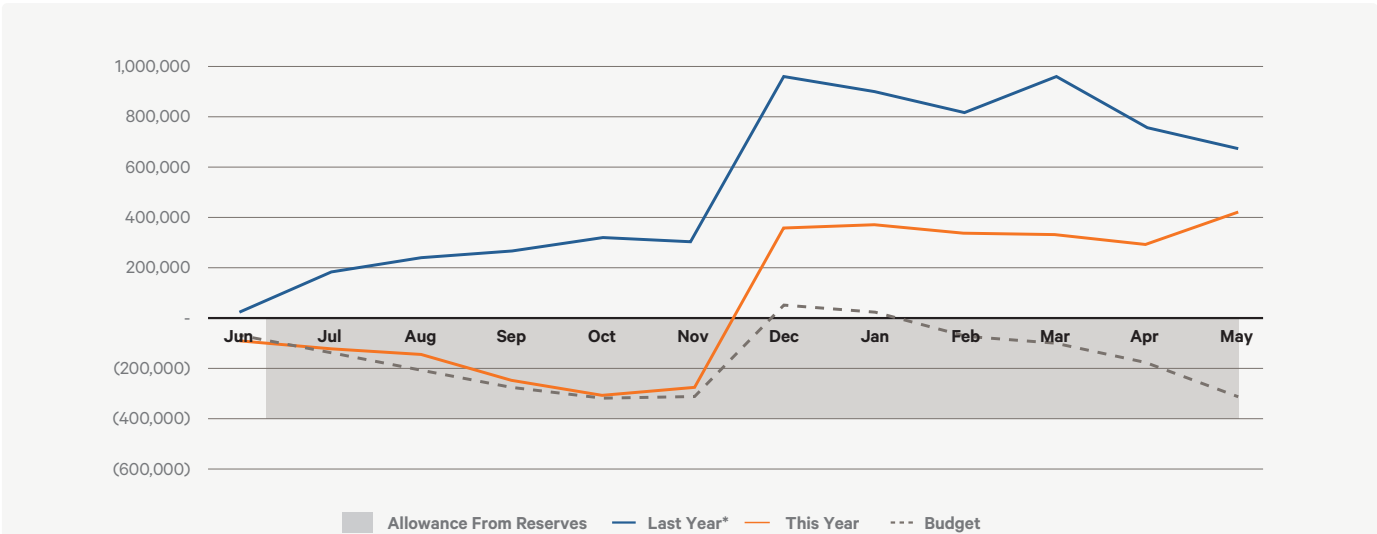


June 2021 – May 2022 Full Fiscal Year, Unaudited

Net Results (\$USD)

Fiscal Year Ended	31-May-22	31-May-21
Revenue:	\$ 10,410,659	\$ 10,655,996
Expenses:	\$ 9,995,026	\$ 9,986,624
Net:	\$ 415,633	\$ 669,372

In addition to the net operating surplus shown here, our global workers and ministry projects have accumulated \$218k towards their restricted reserves which are held separately on our balance sheet.



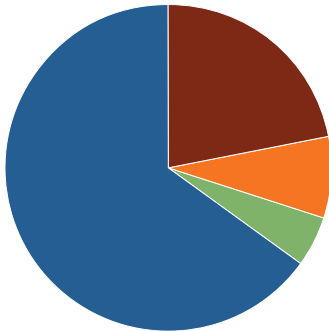
Our board of directors have authorized us to use up to \$400k of our accumulated reserves to further support our global ministry and improve our IT infrastructure.

*As part of our year-end processing for our previous fiscal year, we discovered an error related to our Canada Emergency Wage Subsidy funding. The correction has been applied to the previous periods they related to in this graph to improve comparability year over year.

How Your Gifts Were Put to Work (June 2021 – May 2022)

Cross-Cultural Mission Activities | 65%

- Central & South America | 7%
- East Asia | 6%
- Europe & Central Asia | 13%
- Middle East & North Africa | 3%
- North America | 3% (Indigenous & Immigrants)
- South Asia | 4%
- Southeast Asia | 19%
- Sub-Saharan Africa | 5%
- Worldwide Initiatives | 5%



22% | Church Mission Engagement

- 17% | Church Partnership Support
- 5% | Mission & Discipleship Training (includes Short-Term Mission programs)

8% | Administration

Finance, IT, Legal & Governance

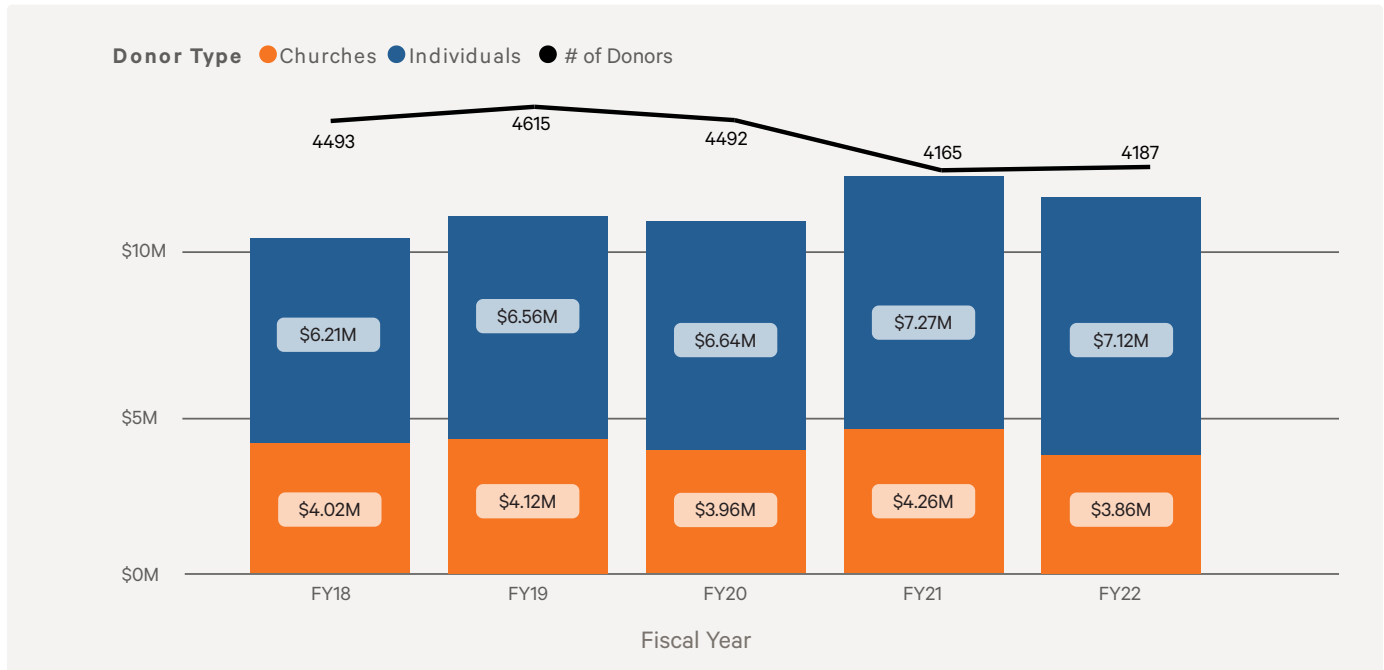
5% | Human Resources

Wellness, Equipping & LTM Training

For more info, contact our Director of Finance, Jeff Friesen at JeffF@multiply.net

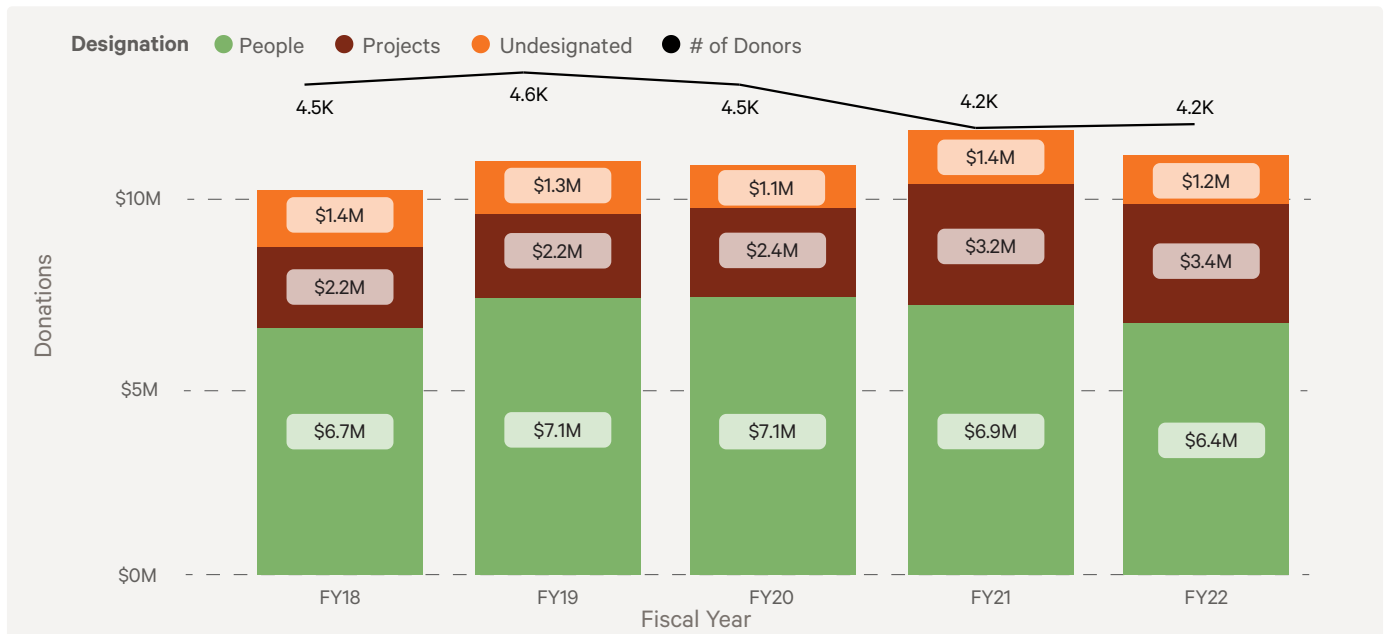
Donations by Churches/Individuals (\$USD + \$CDN mixed)

(June-May, excludes STM participants, C2C, Mission Trips, Estate Gifts, Government Grants)



Donations by Ministry Designation (\$USD + \$CDN mixed)

(June-May, excludes STM participants, C2C, Mission Trips, Estate Gifts, Government Grants)



- > Graphs compare annual donor engagement by only showing Missionary, Project and Undesignated donations
- > Excludes estate giving and funding for short-term/church teams as well as discontinued North American church planting
- > Currency not converted to USD so that original gift amounts can be compared year-over-year to show trends in donor engagement