

February 2025 Financial Update

JUNE 2024 - FEBRUARY 2025, 3RD QUARTER, UNAUDITED



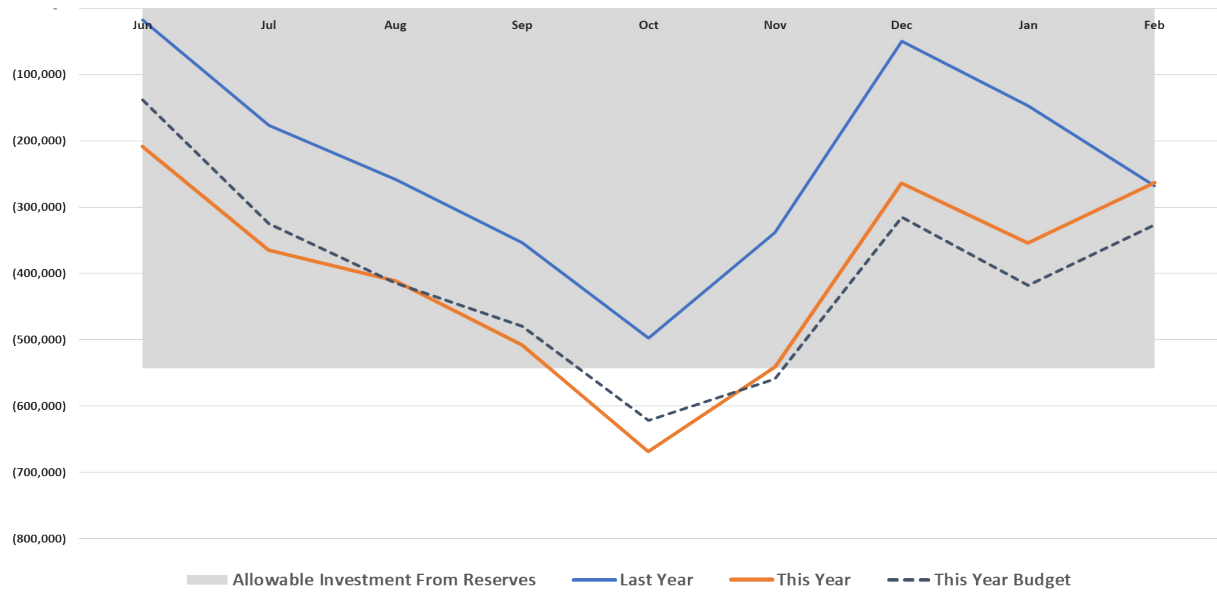
We are thankful to God and to our donors that we continue to be in a healthy financial position. For this fiscal year, our board of directors has authorized us to invest \$543K of our accumulated reserves (unrestricted and board restricted) to further our strategic initiatives for this fiscal year.

Net Results (\$USD)

Q3 Ended	February 28, 2025	February 29, 2024
Revenue:	\$ 7,410,165	\$ 7,779,985
Expenses:	\$ 7,673,133	\$ 8,048,106
Net:	\$ (262,968)	\$ (268,121)

In addition to the net results shown here, our global workers and ministry projects have deployed \$100k from their restricted reserves which are held separately on our balance sheet. Combined, these projects have \$3.1M of reserves.

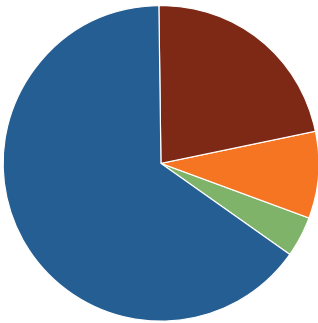
Cumulative Net Results By Month



How Your Gifts Were Put to Work

Cross-Cultural Mission Activities | 65%

- Central & South America | 8%
- East Asia | 4%
- Europe & Central Asia | 13%
- Middle East & North Africa | 4%
- North America | 4%
- (Indigenous & Immigrants)
- South Asia | 3%
- Southeast Asia | 15%
- Sub-Saharan Africa | 5%
- Worldwide Initiatives | 9%



22% | North American Church Engagement

- 16% | Facilitating MB Church Partnerships
- 6% | Mission Training Programs (includes Short-Term Mission programs)

9% | Administration

Finance, IT, Legal & Governance

4% | Human Resources

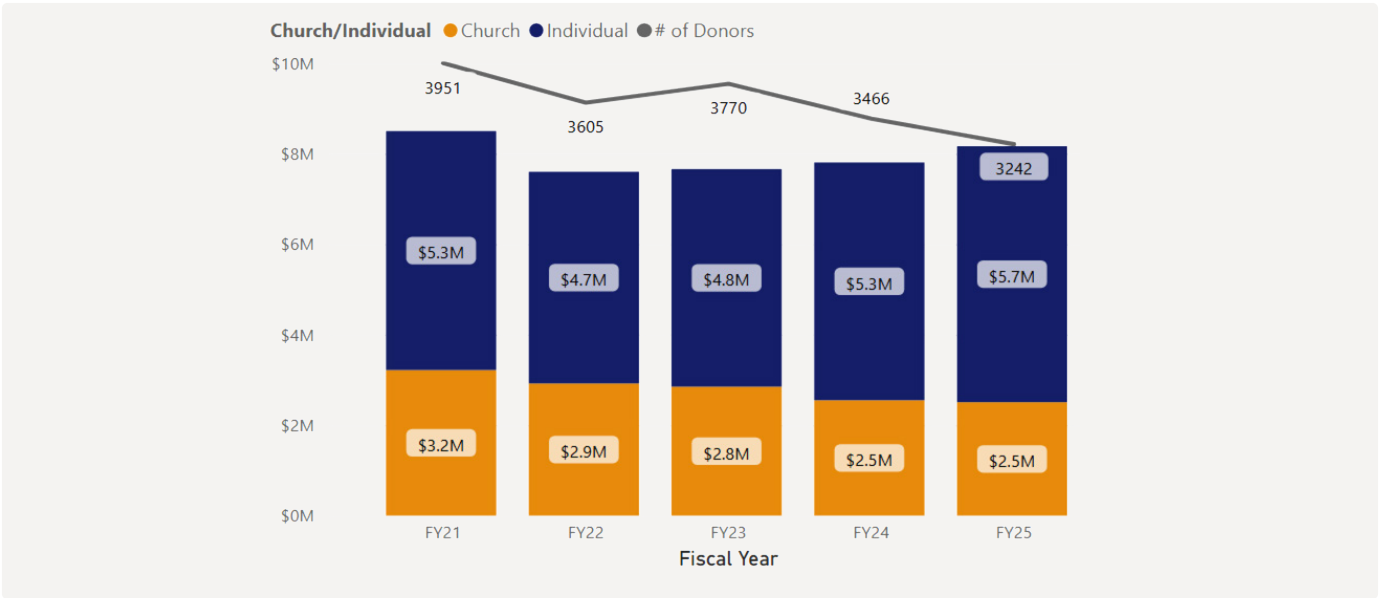
Wellness, Equipping & Long-Term Training

This financial summary represents the work of Multiply Network funded by US and Canadian churches and donors.

For more info, contact our Director of Finance, Jeff Friesen at JeffF@multiply.net

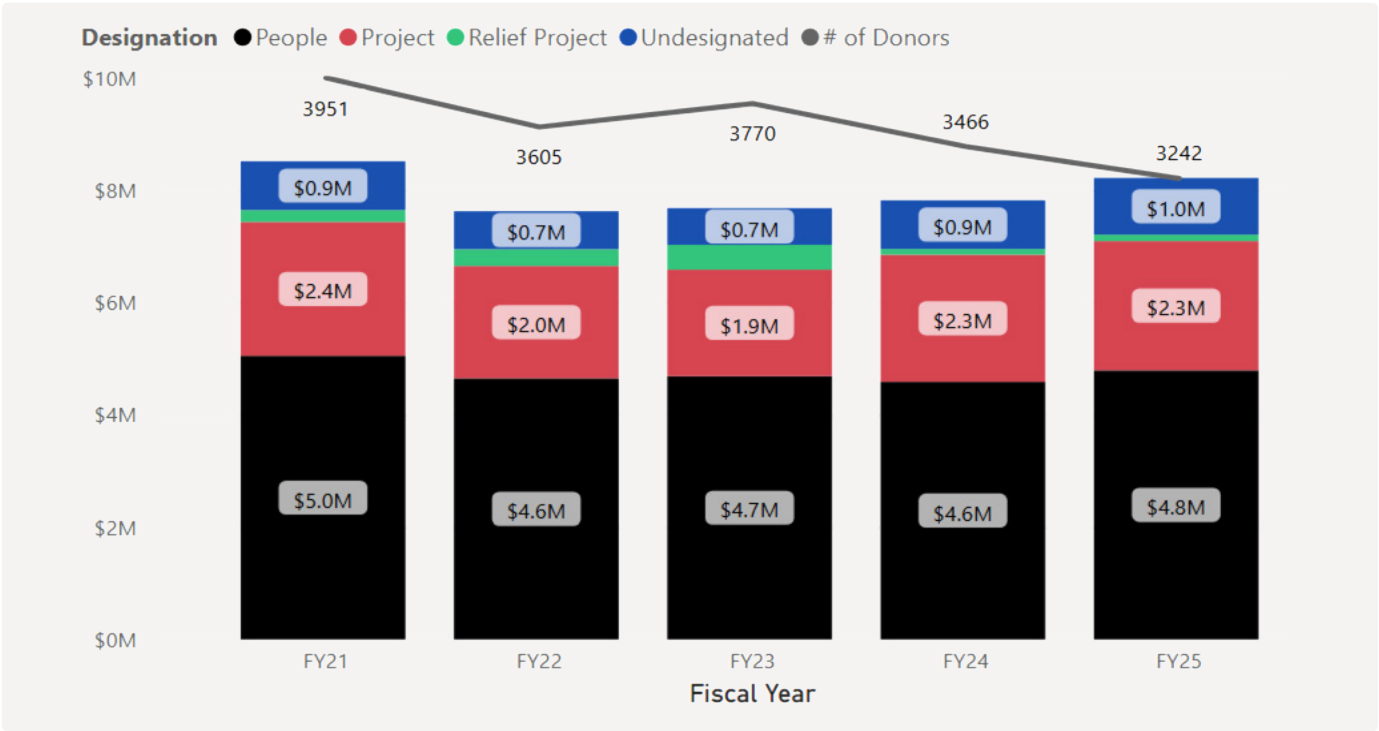
Donations by Churches/Individuals | (\$USD + \$CDN MIXED)

(June-February, excludes Endowment Earnings, Estate Gifts, Government Funding and donations to Mission Training Programs but does include Focus Interns)



Donations by Ministry Designation | (\$USD + \$CDN MIXED)

(June-February, excludes Endowment Earnings, Estate Gifts, Government Funding and Mission Training Programs. but does include Focus Interns)



- > Graphs compare annual donor engagement by only showing Missionary, Project and Undesignated donations
- > Excludes estate giving and funding for short-term/church teams.
- > Currency not converted to USD so that original gift amounts can be compared year-over-year to show trends in donor engagement