

# May 2025 Financial Update

JUNE 2024 - MAY 2025, FULL FISCAL YEAR, UNAUDITED



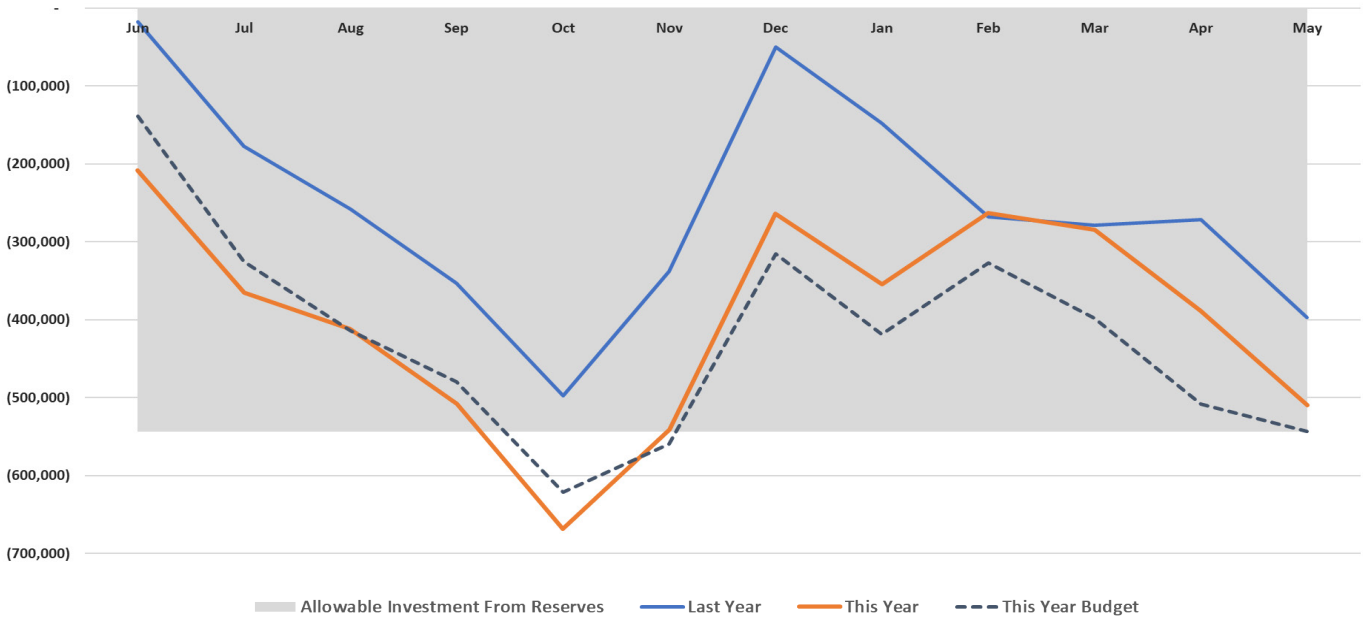
For this fiscal year we intended to use \$543K of our accumulated reserves (unrestricted and board restricted) to further our strategic initiatives. As you can see from the results below we deployed \$509K this year. For our next fiscal year, we anticipate using a smaller amount of reserves.

## Net Results (\$USD)

Full Year Ended	May 31, 2025	May 31, 2024
Revenue:	\$ 10,084,285	\$ 10,590,636
Expenses:	\$ 10,593,469	\$ 10,987,335
Net:	\$ (509,184)	\$ (396,699)

In addition to the net results shown here, our global workers and ministry projects have deployed \$423k from their restricted reserves which are held separately on our balance sheet. Combined, these projects have \$2.8M of reserves.

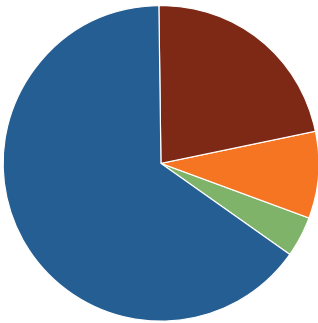
## Cumulative Net Results By Month



## How Your Gifts Were Put to Work

### Cross-Cultural Mission Activities | 65%

Central & South America | 8%  
East Asia | 4%  
Europe & Central Asia | 13%  
Middle East & North Africa | 4%  
North America | 4%  
(Indigenous & Immigrants)  
South Asia | 3%  
Southeast Asia | 15%  
Sub-Saharan Africa | 5%  
Worldwide Initiatives | 9%



### 22% | North American Church Engagement

16% | Facilitating MB Church Partnerships  
6% | Mission Training Programs  
(includes Short-Term Mission programs)

### 9% | Administration

Finance, IT, Legal & Governance

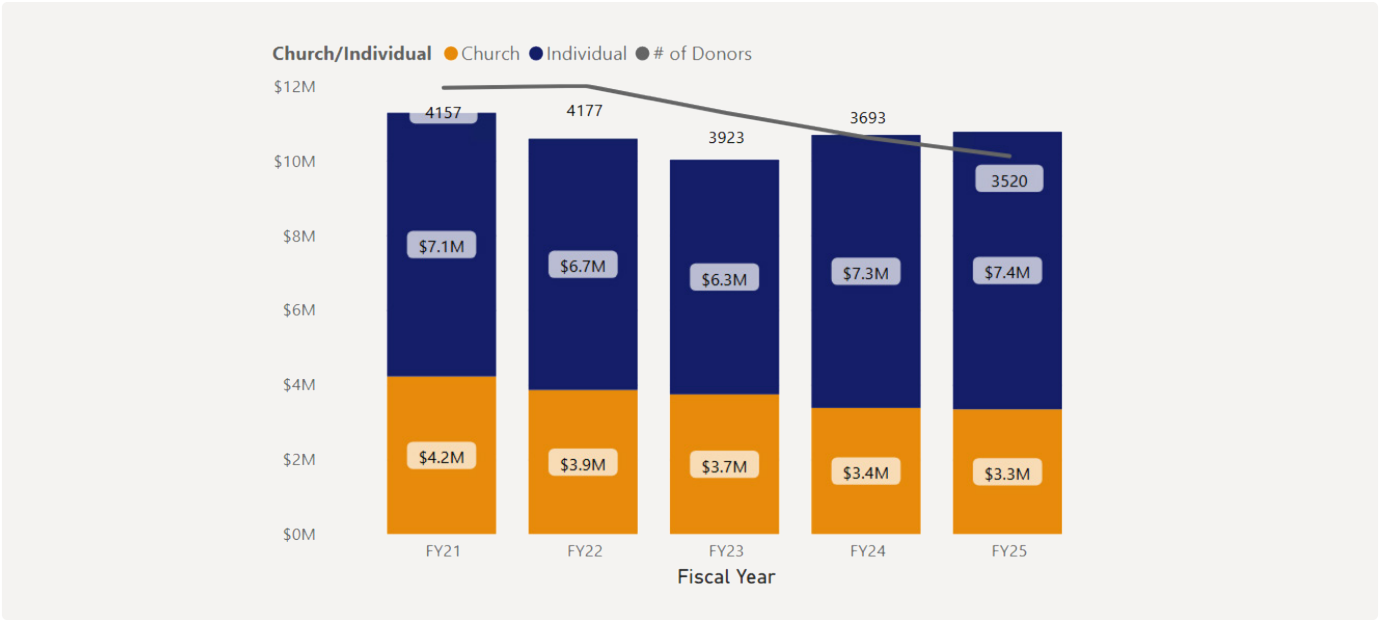
### 4% | Human Resources

Wellness, Equipping & Long-Term Training

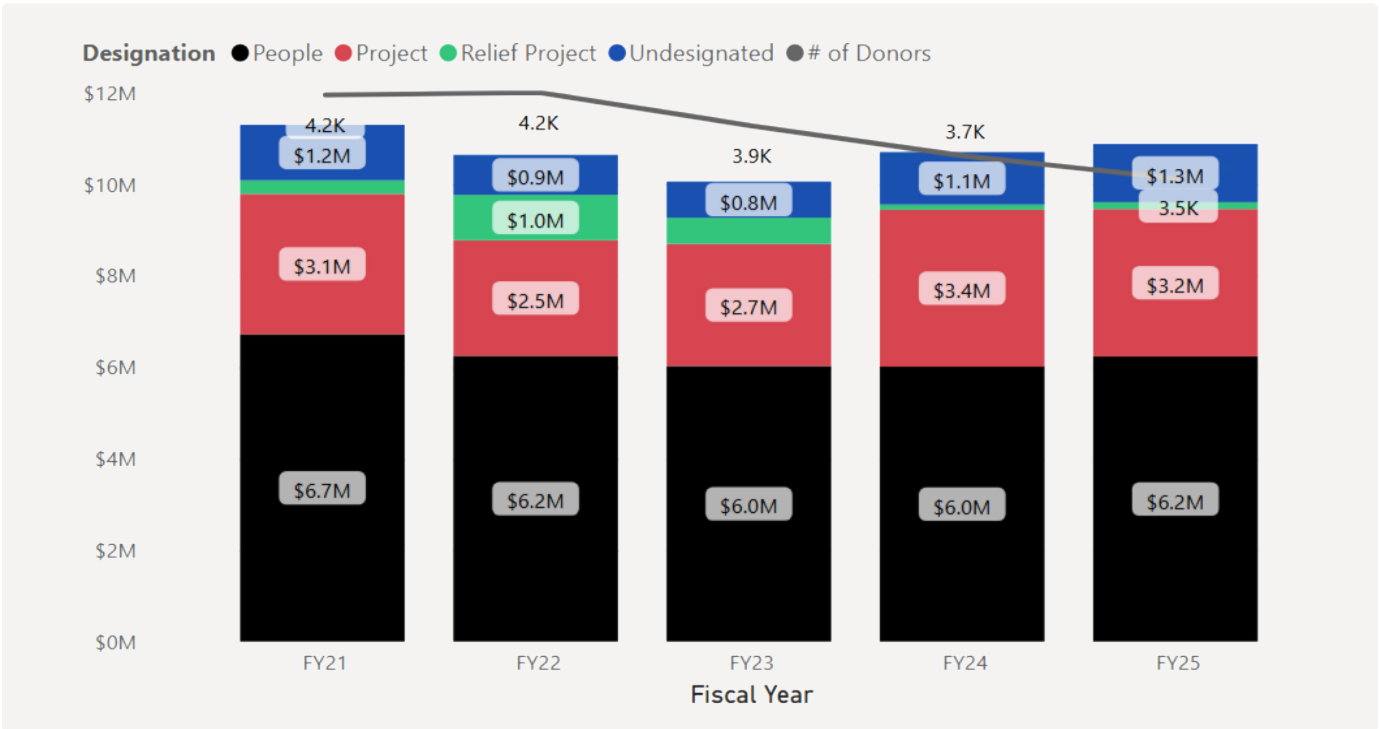
This financial summary represents the work of Multiply Network funded by US and Canadian churches and donors.

For more info, contact our Director of Finance, Jeff Friesen at [JeffF@multiply.net](mailto:JeffF@multiply.net)

Donations by Churches/Individuals - Full Fiscal Year | (\$USD + \$CDN MIXED)



Donations by Ministry Designation - Full Fiscal Year | (\$USD + \$CDN MIXED)



- > Graphs compare annual donor engagement by only showing Missionary, Project and Undesignated donations
- > Graphs exclude estate giving, endowment earnings, government funding, mission training programs, and funding for short-term/church teams, yet include Focus Interns.
- > Currency not converted to USD so that original gift amounts can be compared year-over-year to show trends in donor engagement