

August 2022 Financial Update



June 2022 – August 2022, 1st Quarter, unaudited

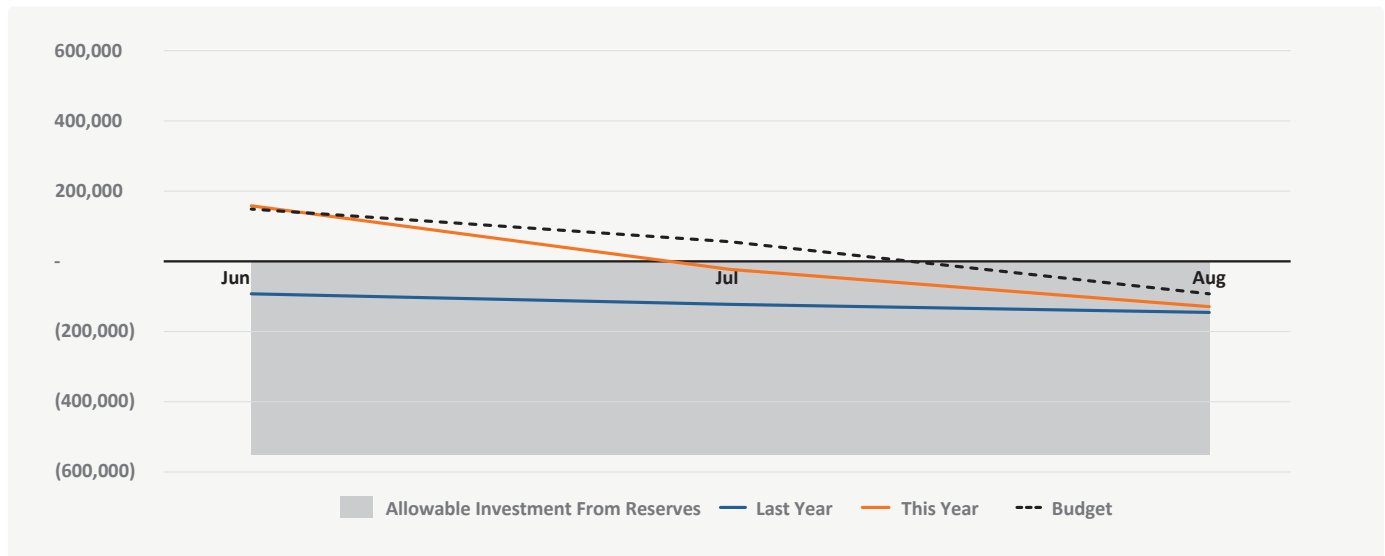
We are thankful to God and to our donors that we ended the last two years with a strong surplus. Our board of directors has authorized us to invest \$550k of our accumulated reserves to further support our global ministry and improve our IT infrastructure. This investment will show up as a deficit in our results.

Net Results (\$USD)

Q1 Ended	August 31, 2022	August 31, 2021
Revenue:	\$ 2,521,236	\$ 2,109,154
Expenses:	\$ 2,651,606	\$ 2,256,060
Net:	\$ (130,370)	\$ (146,906)

In addition to the net results shown here, our global workers and ministry projects have deployed \$189k of their restricted reserves which are held separately on our balance sheet. Combined, these projects have \$4.1m of reserves.

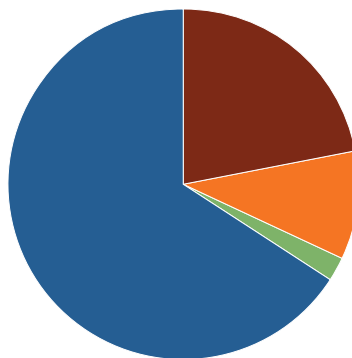
Cumulative Net Results By Month



How Your Gifts Were Put to Work Q1

Cross-Cultural Mission Activities | 67%

- Central & South America | 8%
- East Asia | 7%
- Europe & Central Asia | 14%
- Middle East & North Africa | 4%
- North America | 3%
(Indigenous & Immigrants)
- South Asia | 3%
- Southeast Asia | 16%
- Sub-Saharan Africa | 4%
- Worldwide Initiatives | 8%



22% | Church Mission Engagement

- 16% | Church Partnership Support
- 6% | Mission & Discipleship Training
(includes Short-Term Mission programs)

9% | Administration

Finance, IT, Legal & Governance

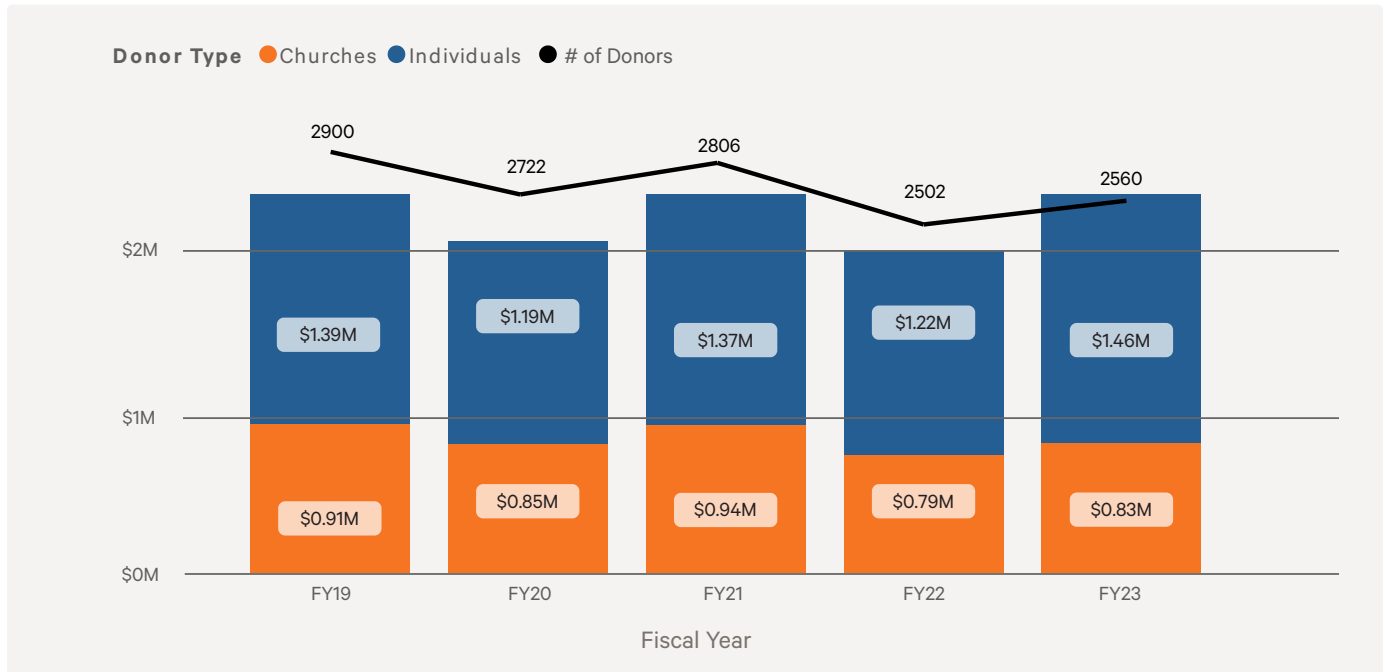
2% | Human Resources

Wellness, Equipping & LTM Training

For more info, contact our Director of Finance, Jeff Friesen at JeffF@multiply.net

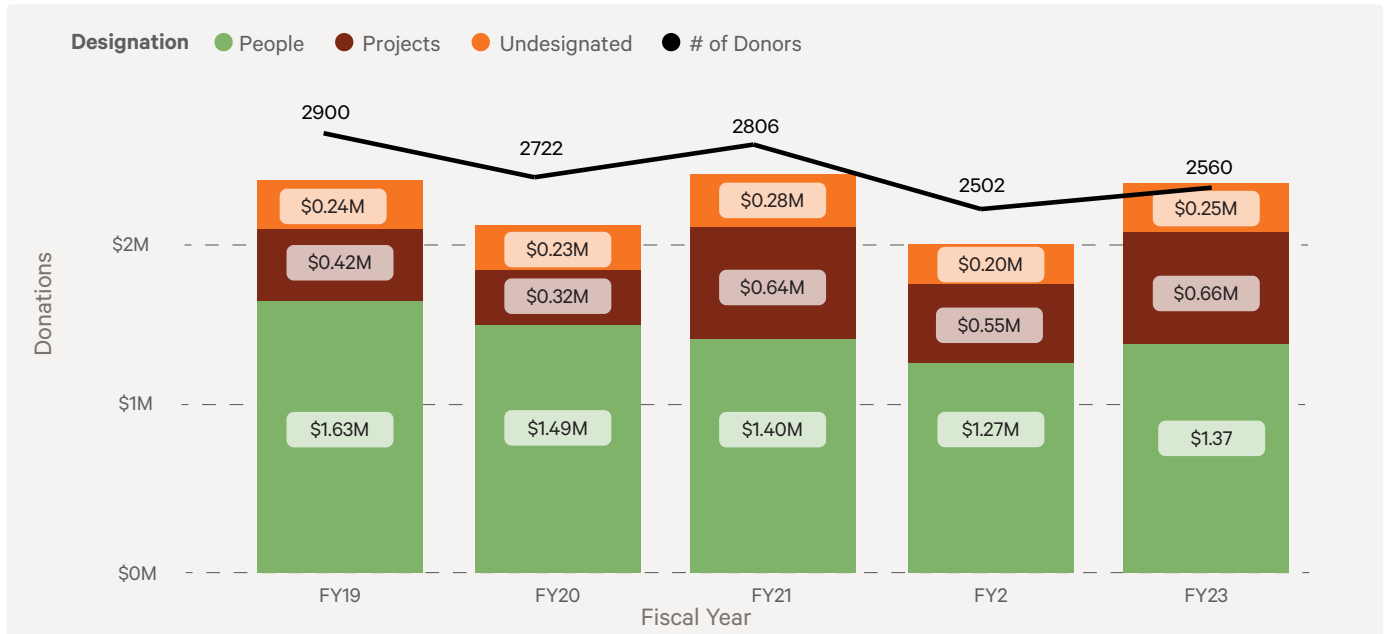
Donations by Churches/Individuals (\$USD + \$CDN mixed)

(June-August, excludes STM participants, C2C, Mission Trips, Estate Gifts, Government Grants)



Donations by Ministry Designation (\$USD + \$CDN mixed)

(June-August, excludes STM participants, C2C, Mission Trips, Estate Gifts, Government Grants)



- > Graphs compare annual donor engagement by only showing Missionary, Project and Undesignated donations
- > Excludes estate giving and funding for short-term/church teams as well as discontinued North American church planting
- > Currency not converted to USD so that original gift amounts can be compared year-over-year to show trends in donor engagement